

*The City of*  
**ENGLEWOOD**



**2023 Budget Adoption  
Presentation**

Presented May 2, 2023

# BUDGET MISSION STATEMENT

- Adopt prudent budget based on established objectives that will provide a high level of services to residents.
- Objectives
  - Invest in Infrastructure
  - Utilize grant funding when possible for Capital Projects
  - Minimize tax increases, comply with applicable caps
  - Maintain appropriate surplus level
  - Reduce debt over time

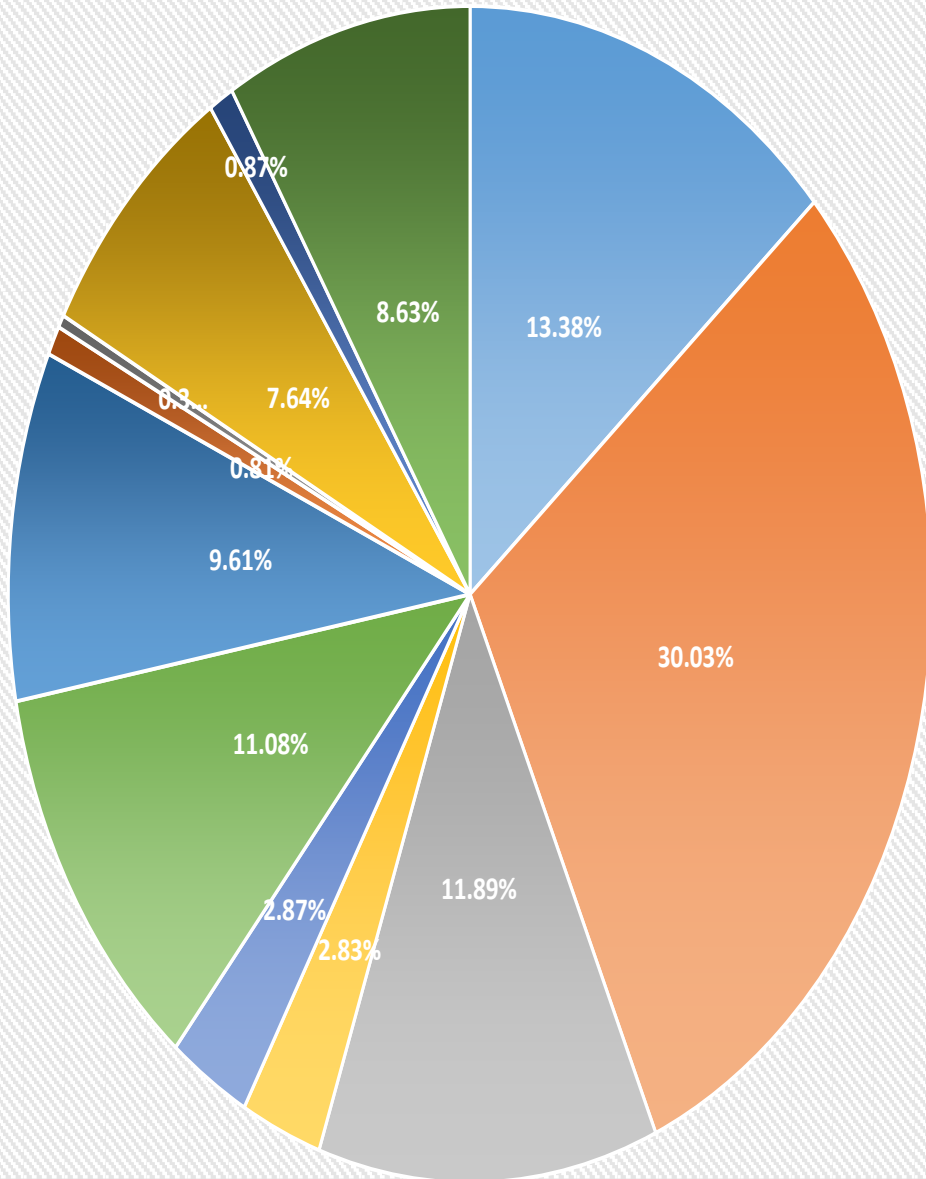
# City of Englewood 2023 Total Proposed Budget

- The total proposed budget is \$74,413,656.
- It is 4.87% greater than the 2022 budget.

Revenue Highlights	2023	2022	Increase (Decrease)	Percent Change
Fund Balance (Surplus)	\$ 3,100,000	\$2,180,000	\$920,000	42%
Energy Tax (State Aid)	\$ 2,782,397	\$ 2,763,296	19,100	0.007%
Uniform Construction Code	\$ 868,800	\$ 1,116,600	(\$247,800)	(22.22%)
Fees & Permits	\$ 265,100	\$ 271,500	(6,400)	(2.36%)
Open Space Tax	\$	\$	\$	%
Amount To Be Raised By Taxes	\$ 59,431,421	\$58,075,674	\$1,355,747	2.33%

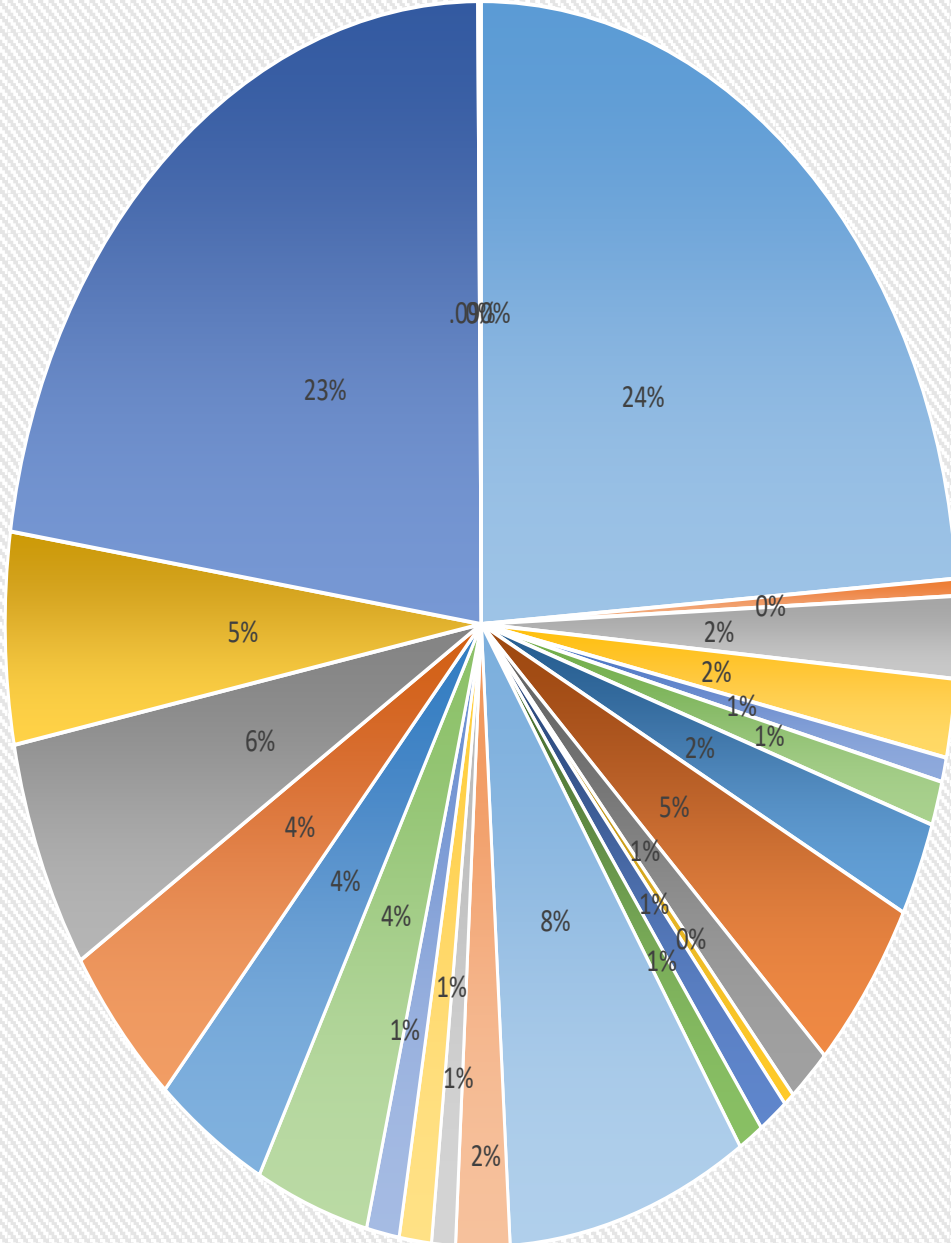
# CITY OF ENGLEWOOD

## MUNICIPAL OBLIGATIONS = 91.37% OF THE 2023 BUDGET



- INSURANCE \$9,960,000 (13.38%)
- PUBLIC SAFETY SALARIES \$22,346,000 (30.03%)
- DPW RELATED CONTRACTUAL FUNCTIONS \$8,848,623 (11.89%)
- MUNICIPAL LIBRARY EXPENSES \$2,105,870 (2.83%)
- UTILITIES (ELECTRICITY, STREET LIGHTING, TELEPHONE, GAS, WATER, FUEL) \$2,138,250 (2.87%)
- STATUTORY EXPENDITURES \$8,324,636 (11.08%)
- ALL DEBT OBLIGATIONS \$7,152,789 (9.61%)
- TAX APPEALS \$600,000 (.81%)
- UNCOLLECTED TAXES RESERVE \$259,368.93 (.35%)
- GENERAL GOVERNMENT SALARIES \$5,686,300 (7.64%)
- TERMINAL LEAVE \$650,000 (.87%)
- ALL OTHER NON CONTRACTUAL OBLIGATIONS \$6,421,843 (8.63%)

# CITY OF ENGLEWOOD 2023 REVENUE CHART



- SURPLUS \$3,100,000 (23.84%)
- ALCOHOLIC BEV \$57,600 (0.44%)
- OTHER LICENSES \$276,600 (2.13%)
- FEES & PERMITS \$265,100 (2.04%)
- STATE-FIRE SAFETY \$82,500 (0.63%)
- FIRE PREVENTION FEES \$149,000 (1.15%)
- MUNICIPAL COURT \$317,000 (2.44%)
- PARKING METERS \$587,800 (4.52%)
- INT/COST ON TAXES \$189,000 (1.45%)
- INTEREST ON INVEST \$46,500 (0.36%)
- CABLE FRANCHISE FEES \$130,000 (1.00%)
- CELL TOWERS \$111,000 (0.85%)
- PILOT PROGRAMS \$1,065,000 (8.19%)
- EXEMPT SEWER \$238,000 (1.83%)
- SEWER CHGS-FT L & EC \$105,000 (0.81%)
- PARKING GARAGE FEES \$142,000 (1.09%)
- MUNICIPAL HOTEL TAX \$145,000 (1.11%)
- CAPITAL SURPLUS \$500,000 (3.84%)
- GREATER ENGLEWOOD ANNUAL FEE \$500,000 (3.84%)
- HOSPITAL COMMUNITY FEE \$567,000 (4.36%)
- UNIFORM CONST CODE \$775,800 (5.97%)
- RECREATION \$713,250 (5.48%)
- STATE AID \$2,926,541 (22.50%)
- GRANTS \$5,754 (0.04%)
- RECEIPTS FROM DEL A/CS \$10,000 (0.08%)

# City of Englewood

## 2023 Total Proposed Budget

- The total proposed budget is \$74,413,656
- Items of Interest:

Expense Highlights	2023	2022	Increase (Decrease)	Percentage Change
Salaries and Wages	\$ 33,260,300	\$32,253,100	\$1,007,200	3.12%
Library	\$ 2,105,870	\$2,105,870		
Garbage and Recycling -Includes collection	\$ 1,000,000	\$1,100,000	(\$100,000)	(9.09)%
Leaf Disposal	\$300,000	\$260,000	\$40,000	15.38%
Capital Improvements (5% Down payment)	\$ 520,000 (Excluded Grants)	\$585,000 (Included Grants)	(\$65,000)	(11.11)%

# Appropriation Comparison

Expense Highlights	2023	2022	Increase (Decrease)	Percentage Change
Pension	\$ 7,093,636	\$6,451,381	\$642,255	0.099%
Social Security	\$1,150,000	\$1,100,000	\$50,000	0.045%
Healthcare Costs	\$ 7,460,000	\$6,044,000	\$1,416,000	23.42%
All Other Non-Operating No Contract	\$6,385,843	\$6,663,830	(\$277,987)	(0.0417)%
Utilities	\$ 2,138,250	\$1,780,000	\$358,250	20.12%

# City of Englewood 2023 Budget ADOPTION Presentation

- Budget results in an increase of \$9.75 per month or \$117 annually in the portion of a resident's tax bill for City purposes on an average home assessed at \$471,500.
- This equates to a .025 tax rate increase.
- The City portion of the tax on an average home would increase from \$5,997 to \$6,164.
  - This includes local tax and local library tax
  - School and County taxes are additional.



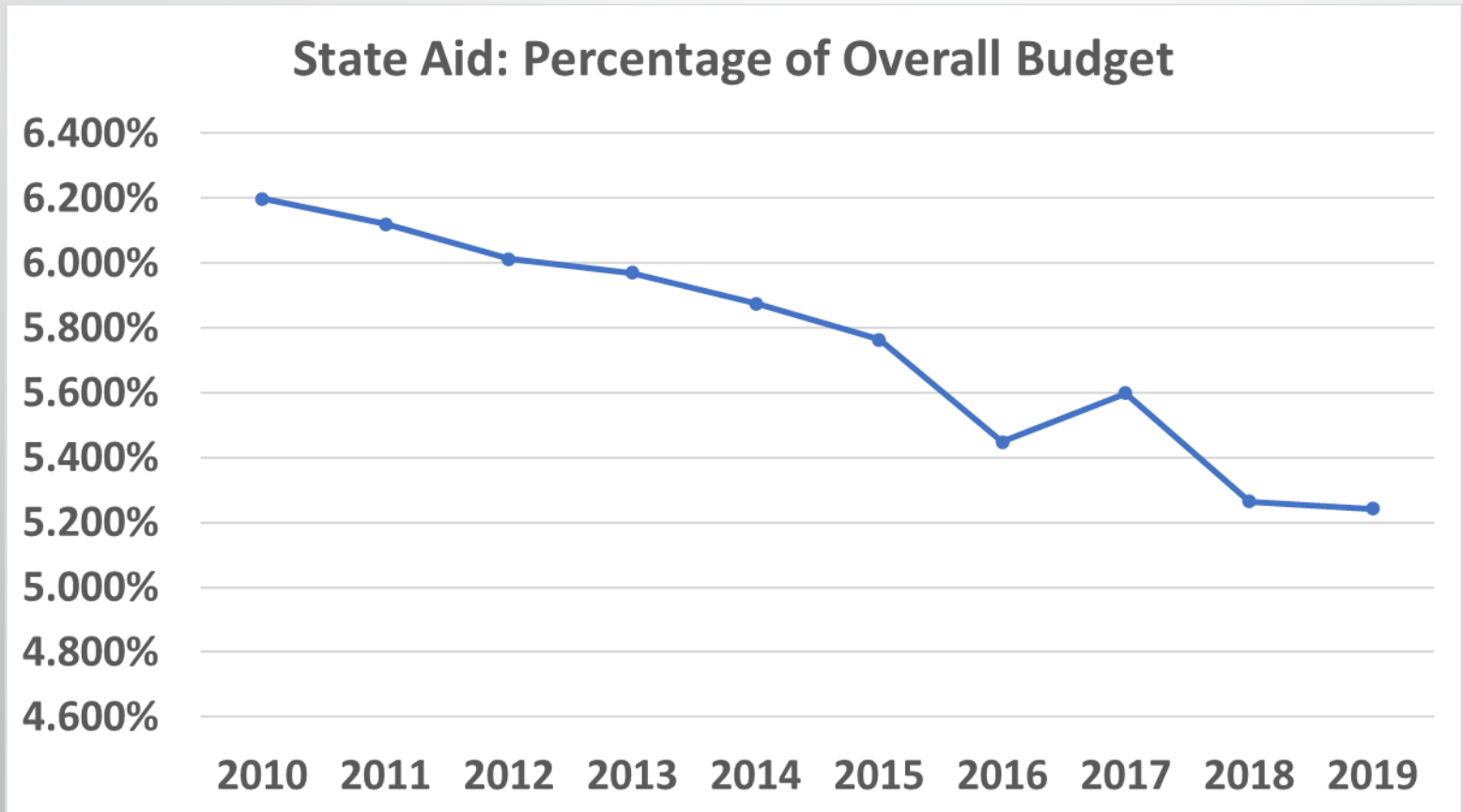
# Local Tax Rate

Year	Local Rate per \$100 of Assessed Value : Municipal Purpose
2023	1.307
2022	1.282
2021	1.257
2020	1.233
2019	1.209
2018	1.117
2017	1.127
2016	1.060
2015	1.054
2014	1.056
2013	0.285

# Capital Budget 2023

Project Number	Project Title	Project Cost
1	Purchase of DPW Equipment	\$3,769,565
2	Purchase of Police Equipment	\$635,000
3	Road Improvements (incl. sidewalks)	\$4,662,000
4	Recreation Improvements	\$1,415,000
5	Improvements to Municipal Properties and Buildings	\$300,000
6	Purchase of Equipment for 6 Departments	\$340,000
7	Fire Equipment	\$666,000
8	Building & Code Enforcement	\$153,000
9	Library	\$ 31,000
TOTAL		\$11,971,565

# Level Funding is a Loss of Revenue



# Level Funding is a Loss of Revenue (cont'd)

State Aid	\$836,467.00
Total Rate of Inflation from 2010-2019	17.70%
<b>Loss of Value</b>	<b>\$148,054.66</b>
State Aid	\$836,467.00
Loss of Value	\$148,054.66
<b>Actual Value</b>	<b>\$688,412.34</b>

# Conclusion

- 2023 Budget increased by 4.87% over 2022
- Amount to be Raised By Taxes increased by 2.33% due to:
  - Loss of revenue in the Construction Office
  - Loss of revenue from Municipal Court
  - Increase in utility costs